




# COMPANIE DE TANCURI





# COMPANIE DE TANCURI

TANK COMPANY

(TANK COMPANY)

HEADQUARTERS

HEADQUARTERS



You must field one company or platoon from each box shaded black and may field one company or platoon from each box shaded grey.

COMBAT PLATOONS

ARMOUR



ARMOUR



ARMOUR



ARMOUR



ARMOUR



WEAPONS PLATOONS

ANTI-AIRCRAFT



ALLIED PLATOONS



*German Platoons in your force are Allies and follow the Allies rules in the rulebook.*

DIVISIONAL SUPPORT PLATOONS

ANTI-TANK



INFANTRY



INFANTRY



RECONNAISSANCE



ARTILLERY



ANTI-AIRCRAFT



AIRCRAFT





# ROMANIAN SPECIAL RULES

## PEASANT ARMY

Romania's huge army was drawn from the rural peasant class, officered by the aristocratic upper class, and disciplined by NCO's using 18<sup>th</sup> Century-style corporal punishment. Men were regularly beaten for minor breaches in regulation and discipline. The separation of men, NCOs, and officers even went as far as meals that were supplied in three qualities, with officers, naturally, getting the best. The officers were also responsible for the training of their own units. This resulted in a great variation in the quality of troops' combat preparedness.

*After deployment, but before the first turn, roll a die for each Romanian platoon and Independent Warrior team. Consult the Peasant Army table to determine their Skill and Motivation ratings. Platoons held in Reserves do not roll until they arrive.*

### PEASANT ARMY TABLE

Roll	Regular	Elite
1	Confident Conscript	Confident Trained
2	Fearless Conscript	Confident Trained
3	Fearless Conscript	Confident Trained
4	Confident Trained	Fearless Trained
5	Confident Trained	Fearless Trained
6	Fearless Trained	Confident Veteran

## FRENCH DOCTRINE

The Romanian troops are trained in the French doctrine of trench warfare. Their operational plan is to make a short deliberate advance then fortify their position.

*Romanian Infantry and Gun teams attempting to Dig In succeed on a roll of 3+.*

*When conducting Defensive Fire, Infantry and Gun teams that are Dug In or in Entrenchments can shoot over any Man-packed or Light Gun teams that are also Dug In or in Entrenchments.*

## CENTRAL FIRE CONTROL

Like the US Army, the Romanians were great followers of French doctrine during the 1920's and 1930's and their artillery methods reflect this.

*Romanian Company Command teams cannot act as spotting teams for Artillery Bombardments.*

*When a Romanian artillery battery that has a Staff team fires an Artillery Bombardment, any other artillery batteries with Staff teams may join it before rolling to Range In and fire as a single combined Artillery Battery.*

## DEFEND THE HOMELAND

Though the Romanian infantryman may have mixed treatment from his officers and NCO's once in the thick of the fighting he would often fight tenaciously when confronted by the enemy. They were not interested in invading Russia or conquering the world, but to simply fight stubbornly to defend what they already have.

*When Romanian platoons take a Motivation Test to Counterattack in assaults, you may re-roll the die and apply the re-rolled result to Romanian platoons instead of the original result.*

## ONE-MAN TURRET

The French R35 tank only has enough room in its turret to have one man, who has to command the tank as well as load and fire the gun.

*Any tank with a One-man Turret that moves adds +1 to the score required to hit when shooting with its turret main gun. Machine-guns and Flame-throwers do not suffer this penalty.*

*In addition, a tank with a One-man Turret may not fire both the turret main gun and the turret machine-gun in the same turn.*



## MOTIVATION AND SKILL

The armoured troops of the Romanian army, while not always equipped with the best, were always well motivated and trained. A *Companie de Tancuri* is rated **Elite**.

REGULAR  
**ELITE**

## HEADQUARTERS

### COMPANIE DE TANCURI HQ

#### HEADQUARTERS

1 R-2

65 points

1 R-35

45 points

The Romanian Army started a modernisation program in 1935, as part of that program 126 Skoda LT vz.35 tanks were ordered from Czechoslovakia in August 1936.

One regiment initially crossed the Soviet border armed with French R-35 tanks, but these were assigned to infantry support soon after the beginning of the invasion.



Your company must have all its Combat Platoons equipped with the same type of tank as the Company HQ.

## COMBAT PLATOONS

### R-2 TANCURI PLATOON

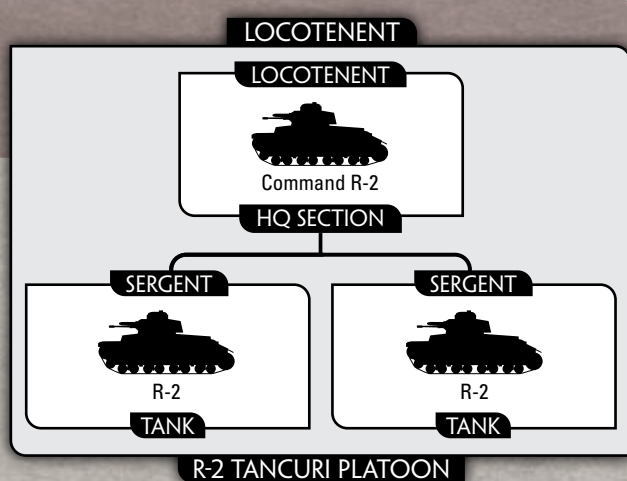
#### PLATOON

3 R-2

195 points

By 1939 all 126 modified R-2 Tanks had been delivered. The Romanians tried to order another 382 tanks from the now German controlled Skoda works in the middle of 1939, but the Germans denied their request.

The 1<sup>st</sup> Tank Regiment of the Armoured Division was equipped with the R-2 during Operation Babarossa. The unit proved very successful against the disorganised Soviets in the early days of the operation. The Armoured Division spearheaded the assault on Kishinev. At Odessa, however, it suffered heavy losses supporting the infantry during the battle for the Black Sea port.



### R-35 TANCURI PLATOON

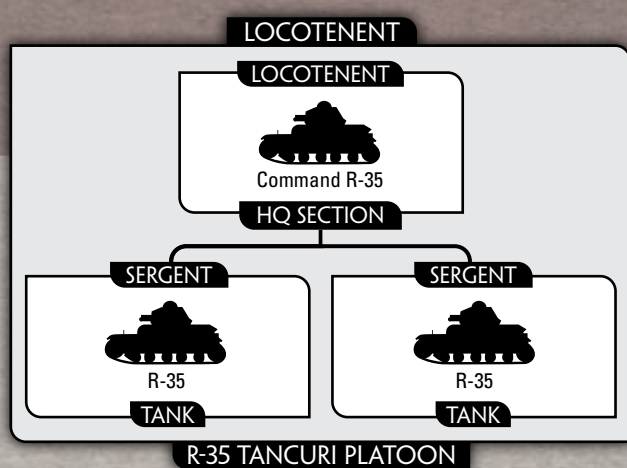
#### PLATOON

3 R-35

135 points

Due to their low speed and weak gun of the R-35 tank the 2nd Tank Regiment, who were armed with the R-35, were kept with Fourth Army HQ. They were used in the liberation of Bessarabia and Northern Bucovina and in the siege of Odessa.

The R-35 did have heavy armour to its advantage, but their low speed and weak gun restricted them to infantry support role.





## WEAPONS PLATOONS

### ANTI-AIRCRAFT MACHINE-GUN PLATOON

HQ Section with:

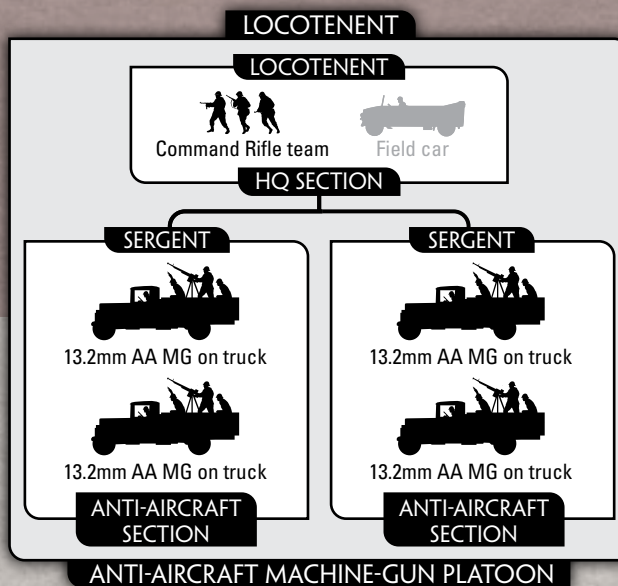
4 13.2mm AA MG on truck	100 points
2 13.2mm AA MG on truck	55 points

#### OPTION

- Add Field car at no cost.

The Romanians also used the French Hotchkiss 13.2mm heavy machine-gun for anti-aircraft work. This light weapon could be mounted on a truck and fired from its deck.

These weapons would fill the sky with rounds to stop any low flying enemy aircraft as they came in for an attack.



## DIVISIONAL SUPPORT

### MOTORISED ANTI-TANK PLATOON

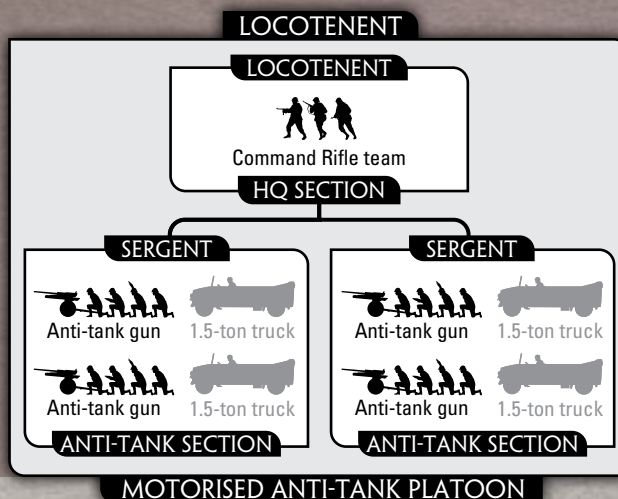
#### PLATOON

HQ Section with:

4 TAC Bofors 37mm	120 points
2 TAC Bofors 37mm	60 points
4 TAC Schneider 47mm	225 points
2 TAC Schneider 47mm	115 points

#### OPTIONS

- Add 1.5-ton trucks for +5 points for the platoon.
- Replace 1.5-ton trucks with Malaxa tractors for +5 points for the platoon.



The Romanian used imported anti-tank guns. The TAC Bofors 37mm is a good and reliable light gun from Sweden, while the TAC Schneider 47mm is a more heavy hitting gun from France.



## MOTORISED PIONEER PLATOON

### PLATOON

HQ Section with:


3 Pioneer Squads	180 points
2 Pioneer Squads	125 points

### OPTIONS

- Add 3-ton trucks for +5 points for the platoon.
- Add Pioneer Supply 3-ton truck for +25 points.

*You may replace up to one Pioneer Rifle team with a Flame-thrower team at the start of the game before deployment.*

The Romanian motorised pioneers are mounted in 3-ton trucks to get all their engineering equipment to the front lines. They are equipped to handle enemy fortifications, minefields, and other obstacles in the way of the advance.



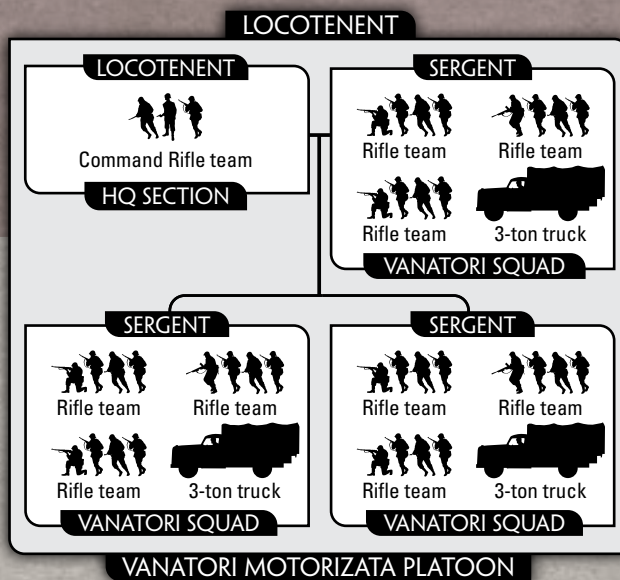
## VANATORI MOTORIZATA PLATOON

### PLATOON

HQ Section with:

3 Vanatori Squads	135 points
2 Vanatori Squads	95 points

The elite motorised infantry's role is to hold the positions taken by the tanks, as well as rapidly moving to support them. They ferret out the Soviet anti-tank guns and deal with them before they can knock out the Romanian tanks.



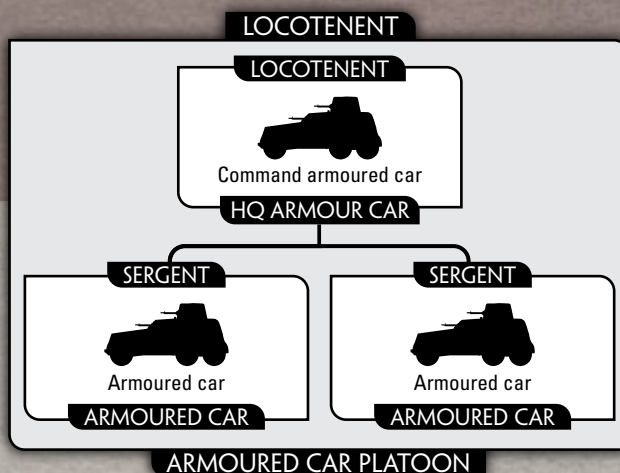
## ARMoured CAR PLATOON

### PLATOON

3 Tatra vz.30	100 points
3 Captured BA-10	155 points

*Armoured Car Platoons are Reconnaissance Platoons.*

The Romanians armoured car arsenal was made up entirely of captured vehicles. Nine Tatra vz.30 armoured cars arrived in 1939 with a Czech unit seeking refuge after the German invasion. During Operation Barbarossa a number of Soviet BA-10 armoured cars were captured and also pressed into service.





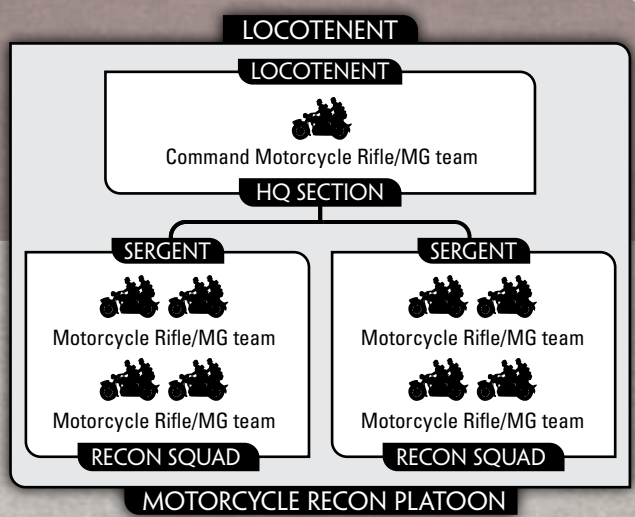
## MOTORCYCLE RECON PLATOON

### PLATOON

HQ Section with:

2 Recon Squads	135 points
1 Recon Squads	80 points

*Motorcycle Recon Platoons use the Motorcycle Reconnaissance rules (see page 196 of the Flames Of War rulebook) and are Reconnaissance Platoons while mounted.*



## MOTORISED ARTILLERY BATTERY

### PLATOON

HQ Section with:

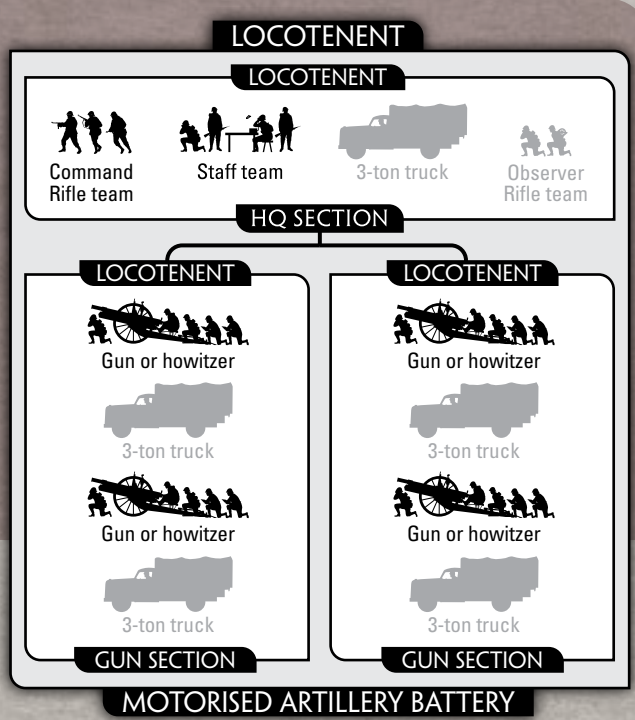
4 75mm RF	220 points
2 75mm RF	115 points
4 Skoda 100mm M14	215 points
2 Skoda 100mm M14	110 points
4 Skoda 100mm M30	225 points
2 Skoda 100mm M30	115 points

### OPTIONS

- Add Observer Rifle team for +15 points.
- Add 3-ton trucks +5 points for the battery.

*A Motorised Artillery Battery may not be deployed in Ambush.*

The motorised artillery batteries are armed with 75mm RF field gun, 100mm M14, or M30 howitzers. They are towed by trucks to let them keep pace with the other motorised troops.





## CORPS ARTILLERY BATTERY

### PLATOON

HQ Section with:

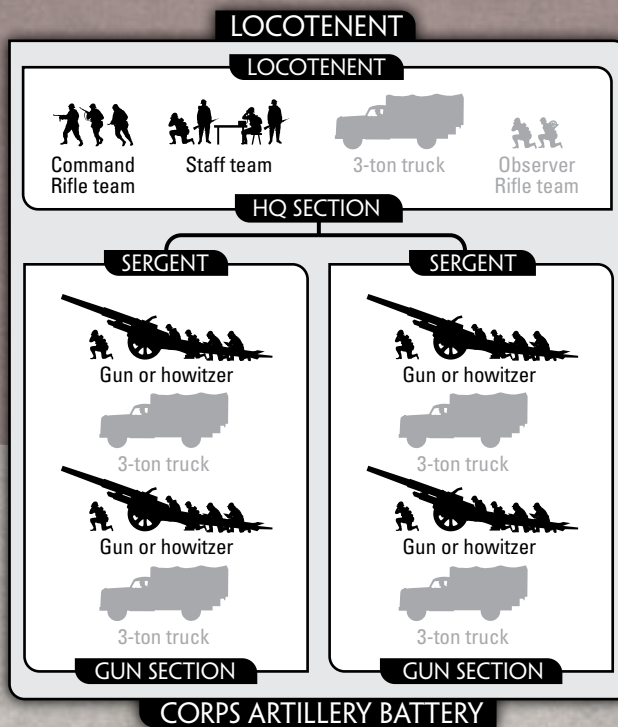
4 Skoda 150mm M34	460 points
2 Skoda 150mm M34	235 points
4 Schneider 105mm M36	385 points
2 Schneider 105mm M36	195 points

### OPTIONS

- Add Observer Rifle team for +15 points.
- Add 3-ton trucks +5 points for the battery.

*A Corps Artillery Battery may not be deployed in Ambush.*

At corps level heavy guns are available to reinforce artillery fire missions. They are armed with either 105mm guns or 150mm howitzers. Both weapons a modern designs and are equal to any guns the Germans have available.



## MOTORISED ANTI-AIRCRAFT PLATOON

### PLATOON

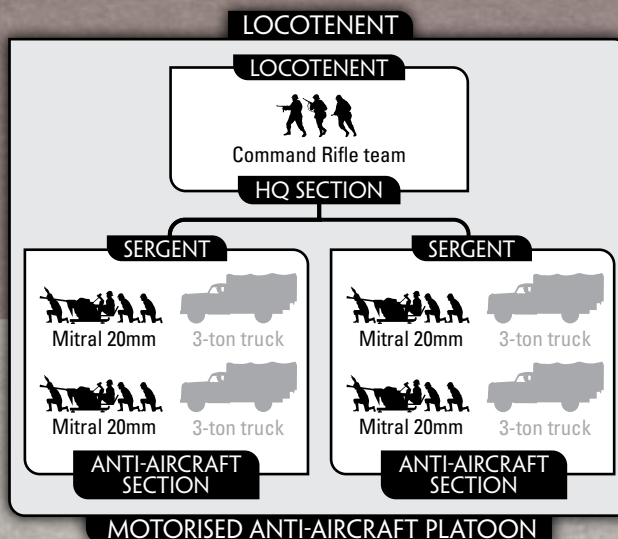
HQ Section with:

4 Mitral 20mm	105 points
2 Mitral 20mm	55 points

### OPTION

- Add 3-ton trucks +5 points for the platoon.

The Mitral 20mm is the German FlaK38 gun made by Gustloff-werke. 'Mitral' is a shorten version of the Romanian word 'mitralieră', which means machine-gun. The Romanians used it as their main light anti-aircraft weapon.



## AIR SUPPORT

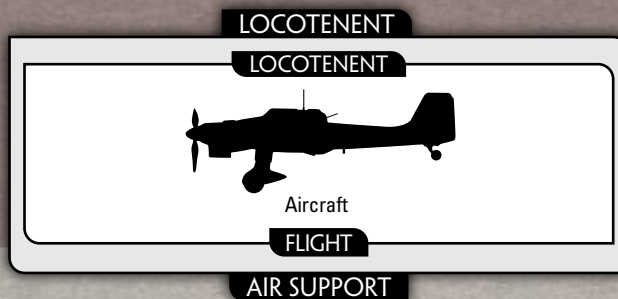
### SPORADIC AIR SUPPORT

HE-112B	90 points
---------	-----------

### GERMAN SPORADIC AIR SUPPORT

Ju 87B Stuka	90 points
--------------	-----------

The Romanian 5<sup>th</sup> and 51<sup>st</sup> Fighter Groups were equipped with Heinkel HE-112B aircraft. The Heinkels were mainly used in a ground attack role and were quite successful, but due to the lack of armour protection they did suffer high losses.







# German Support

## MOTIVATION AND SKILL

The German army is at its peak. After three years of hard fighting it contains some of the most experienced and well-motivated troops available in Europe!

HEER	
RELUCTANT	CONSCRIPT
<b>CONFIDENT</b>	TRAINED
FEARLESS	<b>VETERAN</b>

SS	
RELUCTANT	CONSCRIPT
CONFIDENT	TRAINED
<b>FEARLESS</b>	<b>VETERAN</b>

Heer Divisional Support platoons (marked ) are rated as **Confident Veteran**. SS Divisional Support Platoons (marked ) are rated as **Fearless Veteran**.

## INFANTERIE PLATOON

### PLATOON

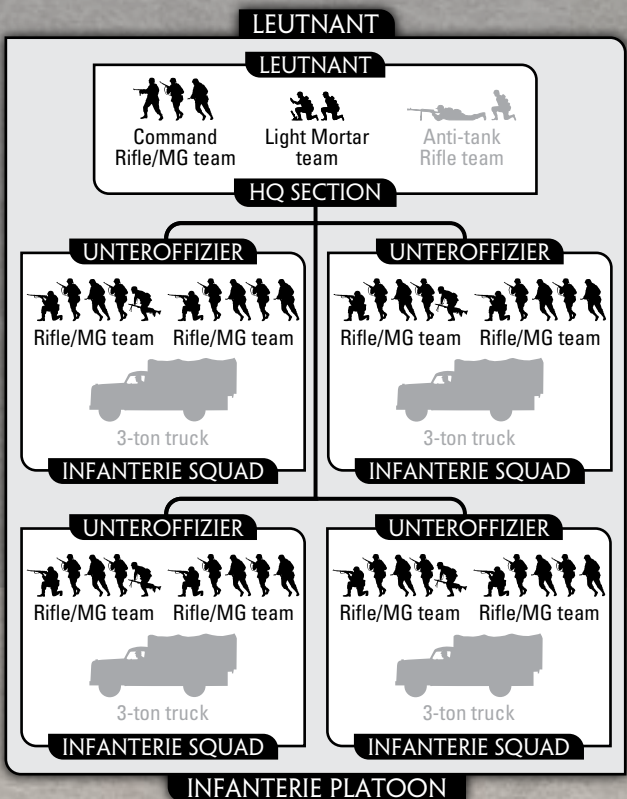
HQ Section with:	HEER	SS
4 Infanterie Squads	220 points	260 points
3 Infanterie Squads	175 points	210 points
2 Infanterie Squads	130 points	155 points
Add Anti-tank Rifle team	+20 points	+25 points

### OPTIONS

- Replace Command Rifle/MG team with a Command SMG team at no cost.
- Replace Command Rifle/MG team or Command SMG team with a Command Panzerknacker SMG team for +10 points
- Add 3-ton trucks for +5 points for the platoon.

The SS and a few elite motorised divisions are mounted in trucks. These motorised formations are able to keep pace with the fast moving panzer spearheads that lead the advance.

The bulk of the German infantry travel on foot. This does not diminish their fighting ability or importance to the German war effort.





## LIGHT ARTILLERY BATTERY

### PLATOON

HQ Section with:

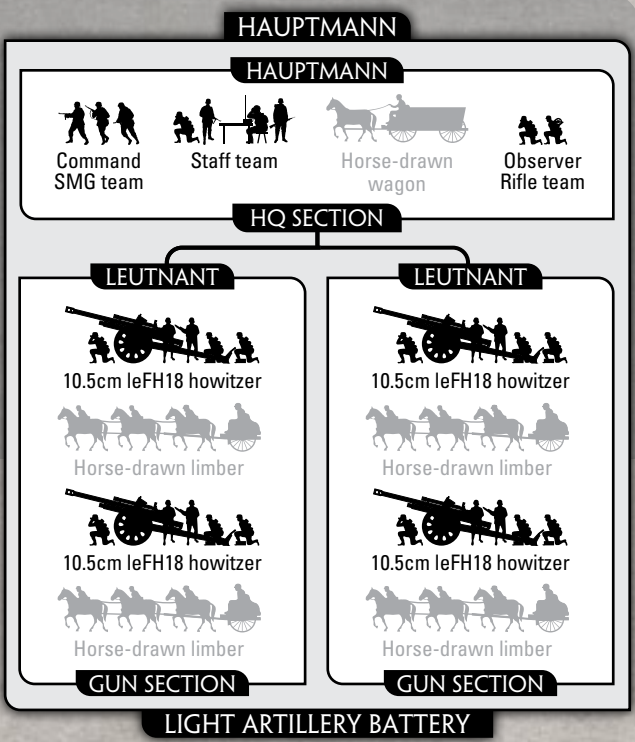
4 10.5cm leFH18	 HEER	 SS
2 10.5cm leFH18	360 points	405 points
	190 points	215 points

### OPTIONS

- Add horse-drawn wagon and horse-drawn limbers for +5 points for the battery.
- Replace horse-drawn wagon with a Kfz 15 field car and Kfz 68 radio truck and horse-drawn limbers with Sd Kfz 11 half-tracks at no cost.

*A Light Artillery Battery may not be deployed in Ambush.*

The artillery of the divisions sent to invade the Soviet Union have been almost universally equipped with the excellent 10.5cm leFH18 howitzer. This sturdy howitzer has superior hitting power than Soviet field guns who still mostly rely on lighter 7.62cm models.





# ROMANIAN ARSENAL

## TANK TEAMS

Name <i>Weapon</i>	Mobility <i>Range</i>	Front <i>ROF</i>	Armour		Equipment and Notes
			Side <i>Anti-tank</i>	Top <i>Firepower</i>	

### TANKS

R-2 (Panzer 35(t)) <i>3.7cm KwK35(t) gun</i>	Standard Tank <i>24"/60cm</i>	2 2	1 6	1 4+	Co-ax MG, Hull MG, Unreliable, Protected ammo.
R-35 <i>37mm SA18 gun</i>	Slow Tank <i>16"/40cm</i>	3 2	3 4	1 4+	Co-ax MG. <i>One-man turret.</i>

### ARMoured CARS

Tatra vz.30	Wheeled	0	0	0	MG, Hull MG.
Captured BA-10 <i>45mm obr 1934 gun</i>	Wheeled <i>24"/60cm</i>	1 2	0 7	0 4+	Co-ax MG, Hull MG, Limited vision.

### RECONNAISSANCE

Motorcycle Rifle/MG team <i>Rifle/MG</i>	Jeep <i>16"/40cm</i>	- 2	- 2	- 6	Motorcycle reconnaissance, Dismount as Rifle/MG team. <i>Hull mounted, Vehicle MG.</i>
---	-------------------------	--------	--------	--------	---

### SELF-PROPELLED ANTI-AIRCRAFT

13.2mm AA MG on truck <i>13.2mm AA gun</i>	Wheeled <i>16"/40cm</i>	- 4	- 4	- 5+	<i>Anti-aircraft, Portee.</i>
---	----------------------------	--------	--------	---------	-------------------------------

## INFANTRY TEAMS

Team	Range	ROF	Anti-tank	Firepower	Notes
Rifle team	16"/40cm	1	2	6	
Rifle/MG team	16"/40cm	2	2	6	
SMG team	4"/10cm	3	1	6	Full ROF when moving.
Light Mortar team	16"/40cm	1	1	6	Can fire over friendly teams.
Anti-tank Rifle team	16"/40cm	1	4	6	Tank Assault 3.
Flame-thrower team	4"/10cm	2	-	6	Flame-thrower.
Staff team	16"/40cm	1	2	6	Moves as a Heavy Gun team.

### ADDITIONAL TRAINING AND EQUIPMENT

Pioneer teams are rated as Tank Assault 3. German Panzerkancker teams are Tank Assault 4.

## TRANSPORT TEAMS

Vehicle	Mobility	Armour			Equipment and Notes
		Front	Side	Top	

### TRUCKS

Kfz 15 field car	Jeep	-	-	-
BMW motorcycle and sidecar	Jeep	-	-	-
1.5-ton truck (Kfz 70)	Wheeled	-	-	-
3-ton trucks (Opel)	Wheeled	-	-	-
Opel Kfz 68 radio trucks	Wheeled	-	-	-
Horse-drawn wagon	Wagon	-	-	-

### TRACTORS

Horse-drawn limber	Wagon	-	-	-
Malaxa (Renault UE) tractor	Half-tracked	0	0	1
Sd Kfz 11 half-track	Half-tracked	-	-	-



## GUN TEAMS

Weapon	Mobility	Range	ROF	Anti-tank	Firepower	Notes
<b>ANTI-AIRCRAFT GUNS</b>						
13.2mm AA MG	Man-packed	16"/40cm	4	4	5+	Anti-aircraft, Turntable.
Mitral 20mm (2cm FlaK38) gun	Light	16"/40cm	4	5	5+	Anti-aircraft, Turntable.
<b>ANTI-TANK GUNS</b>						
TAC Bofors 37mm gun	Light	24"/60cm	3	6	4+	Gun shield.
TAC Schneider 47mm gun	Light	24"/60cm	3	8	4+	Gun shield.
<b>ARTILLERY</b>						
RF 75mm (76K/02) gun	Heavy	24"/60cm	2	8	3+	Gun shield, Smoke.
Firing bombardments		64"/160cm	-	3	6	Smoke bombardment.
Skoda 100mm M14 (100/17) how	Immobile	24"/60cm	1	7	2+	Gun shield, Breakthrough gun.
Firing bombardments		72"/180cm	-	4	4+	
Skoda 100mm M30 (wz. 14/19) how	Immobile	24"/60cm	1	8	2+	Gun shield, Breakthrough gun.
Firing bombardments		88"/220cm	-	4	4+	
Schneider 105mm M36 gun	Immobile	32"/80cm	1	12	2+	Gun shield, Breakthrough gun.
Firing bombardments		88"/220cm	-	4	4+	
Skoda 150mm M34 howitzer	Immobile	32"/80cm	1	13	1+	Gun shield, Bunker buster.
Firing bombardments		88"/220cm	-	5	2+	
<b>GERMAN GUNS</b>						
10.5cm leFH18 howitzer	Immobile	24"/60cm	1	9	2+	Breakthrough gun, Gun shield, Smoke.
Firing bombardments		72"/180cm	-	4	4+	Smoke bombardment.

## AIRCRAFT

Aircraft	Weapon	To Hit	Anti-tank	Firepower	Notes
HE-112B	Bombs	4+	5	2+	
Ju 87B Stuka	Bombs	4+	5	2+	