



**+**  
**HUNGARY**

# PÁŇCÉLAUTÓ SZÁZAD



**FLAMES OF WAR**  
THE WORLD WAR II MINIATURES GAME



# PÁNCÉLAUTÓ SZÁZAD

ARMoured CAR COMPANY

(MECHANISED COMPANY)

HEADQUARTERS

HEADQUARTERS



3

You must field one platoon from each box shaded black and may field one platoon from each box shaded grey.

COMBAT PLATOONS

RECONNAISSANCE



4

RECONNAISSANCE



4

RECONNAISSANCE



4

RECONNAISSANCE



4

WEAPONS PLATOONS

INFANTRY



5

ALLIED PLATOONS



German Platoons in your force are Allies and follow the Allies rules in the rulebook.

DIVISIONAL SUPPORT PLATOONS

ARMOUR



5



9



10



10

INFANTRY



6

6

7

INFANTRY



6

6



10

ANTI-TANK



7

ARTILLERY



8

ARTILLERY



8



11

ANTI-AIRCRAFT



9

AIRCRAFT



9

11



# HUNGARIAN SPECIAL RULES

## HUSZÁR

Hungary has a strong cavalry tradition descended from Magyar horsemen. Hungarian knights often stood alone against the Ottoman Turks as the defenders of Europe and during the 17<sup>th</sup> to 19<sup>th</sup> Centuries they supplied the Habsburg Empire's elite light cavalry. Hungarian mobile troops are famed for their aggression and wide sweeping movements.

*Hungarian platoons that are Huszár Platoons are so indicated under those platoons.*

*Any Huszár Platoon with a Command team may attempt a Huszár move at the start of the Shooting Step instead of shooting. If a platoon attempts to make a Huszár move, it may not shoot even if it fails to make a Huszár move.*

*Roll a Skill test for each platoon:*

- *If the test is successful, the platoon may move another 4"/10cm,*
- *Otherwise the platoon cannot move this step.*

*All normal rules apply for this movement. Platoons cannot make Huszár moves if they are Pinned Down or have moved At the Double. Bugged Down or Bailed vehicles cannot make Huszár moves.*

*Platoons that are made up entirely of Cavalry teams normally use the Advance at the Gallop rule (see page 202 of the rulebook). However, Hungarian Huszár Platoons that are made up entirely of Cavalry teams instead re-roll failed Skill Tests to make a Huszár move.*

## MOTIVATION AND SKILL

*The Hungarian mobile troops had some experience against Slovakia and Yugoslavia, but the real test of their skills will be against the Red Army. A Páncélautó Század is rated as **Confident Trained**.*

RELUCTANT	CONSCRIPT
<b>CONFIDENT</b>	<b>TRAINED</b>
FEARLESS	VETERAN

# HEADQUARTERS

## PÁNCÉLAUTÓ SZÁZAD HQ

### HEADQUARTERS

2 Csaba 39M

80 points

1 Csaba 39M

40 points

*A Páncélautó Század HQ is a Huszár Platoon.*

*The teams of a Páncélautó Század HQ are Recce teams.*

The Hungarian Mobile Corps has a armoured car company in each of its three brigades in 1941. These provided reconnaissance for the two motorised brigades and the cavalry brigade.

SZÁZADOS	
SZÁZADOS	
	
Company Command Csaba 39M	2iC Command Csaba 39M
COMPANY HQ	
PÁNCÉLAUTÓ SZÁZAD HQ	



## COMBAT PLATOONS

### PÁNCÉLAUTÓ PLATOON

#### PLATOON

3 Csaba 39M

105 points

2 Csaba 39M

70 points

*Páncélautó Platoon are Huszár and Reconnaissance Platoons.*

*Csaba* (pronounced Cha-ba) armoured cars provided the Mobile Corps with it eyes and ears. They lead the advance, finding enemy troop concentrations, probing for gaps in the defence, and looking for ways to out manoeuvre the enemy.



## ZÁSZLÓS LÁSZLÓ MERÉSZ

### CHARACTERISTICS

Zászlós (Ensign) László Merész is a Warrior and a Recce Tank team and is rated **Fearless Veteran**. Merész replaces the Command Csaba armoured car in an Páncélautó Platoon (above) for an additional +40 points.

#### MAKE EVERY SHOT COUNT!

During his battle at Golovansvk Merész and his crew displayed incredible calm in battle, letting off shot after shot of machine-gun and 20mm rounds taking a heavy toll on the Soviet cavalry, trucks, infantry and tanks facing him.

*Merész may re-roll any failed To Hit rolls when he shoots with the main gun of his armoured car.*

#### LET THE HORDES APPROACH!

Merész and his platoon fought with great bravery despite the overwhelming odds facing them.

*Merész and his Armoured Car Platoon pass Motivation tests on a 3+.*



## WEAPONS PLATOONS

### MOTORISED PIONEER PLATOON

#### PLATOON

HQ Section with:

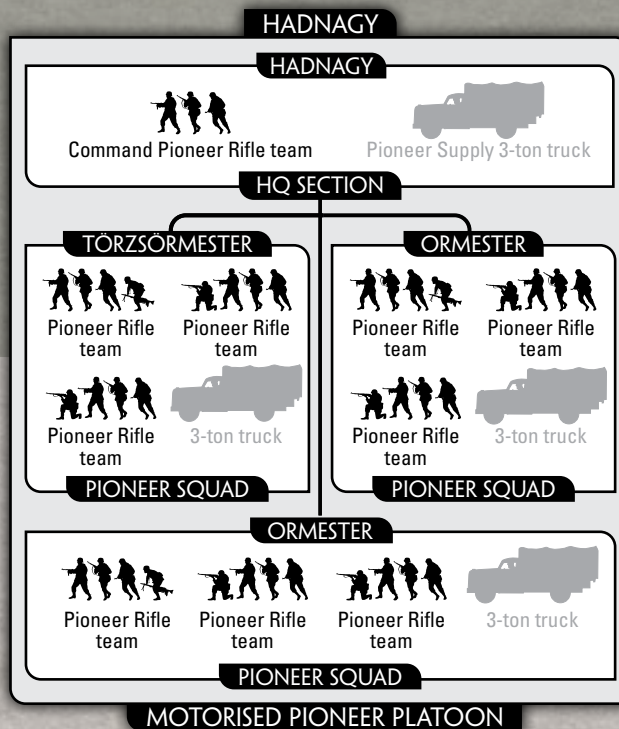
3 Pioneer Squads	170 points
2 Pioneer Squads	120 points

#### OPTIONS

- Add 3-ton trucks for +5 points for the platoon.
- Add Pioneer Supply 3-ton truck for +25 points.

*Motorised Pioneer Platoons are Huszár Platoons.*

The pioneers play an important role in the advance of the Hungarian Mobile Corps, ensuring the roads are clear, bridges are repaired, and mines and other obstacles are lifted. Like their German counterparts they are often called on to deal with stubborn enemy heavy armour that blocks the advance of the tank troops.



## DIVISIONAL SUPPORT

### KÖNNYŰHARCKOCSIZÓ PLATOON

#### PLATOON

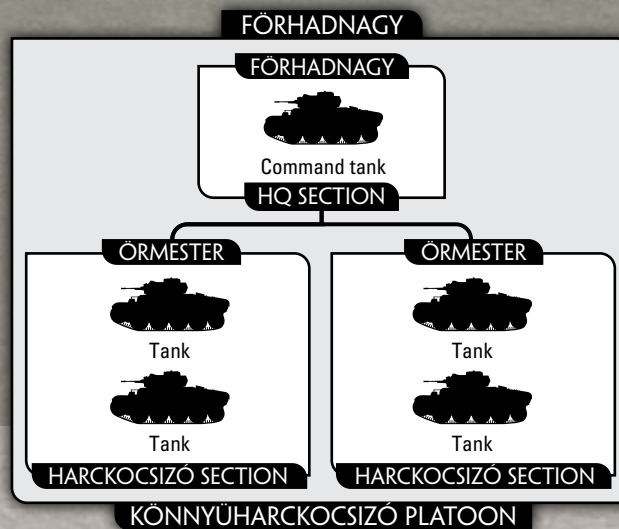
4 Toldi I	160 points
3 Toldi I	120 points
5 Fiat-Ansaldo 35M	150 points
4 Fiat-Ansaldo 35M	120 points
3 Fiat-Ansaldo 35M	90 points

#### OPTION

- Add an AA MG to Command Toldi I tank for +5 points.

*Könnnyűharckocsizó Platoons are Huszár Platoons.*

While the Italian Fiat-Ansaldo 35M tankette is older design unsuitable for the rigors of modern warfare, the Toldi light tank was a relatively new design. The Toldi 38M was based on the Swedish Stridsvagn L-60 light tank and was built under licence from the Swedes. A few minor changes were made, like using the Hungarian built 20mm Solothurn anti-tank rifle as its main armament. Later models also had increased armoured and 40mm gun armament.



Though no match for the Soviets T-34 and KV tanks, the Toldi proved itself an excellent light tank during the fighting in Yugoslavia and the USSR in 1941.



## GÉPKOCSIZÓ LÖVÉS PLATOON

### PLATOON

HQ Section with:

3 Rifle Squads

120 points

2 Rifle Squads

85 points

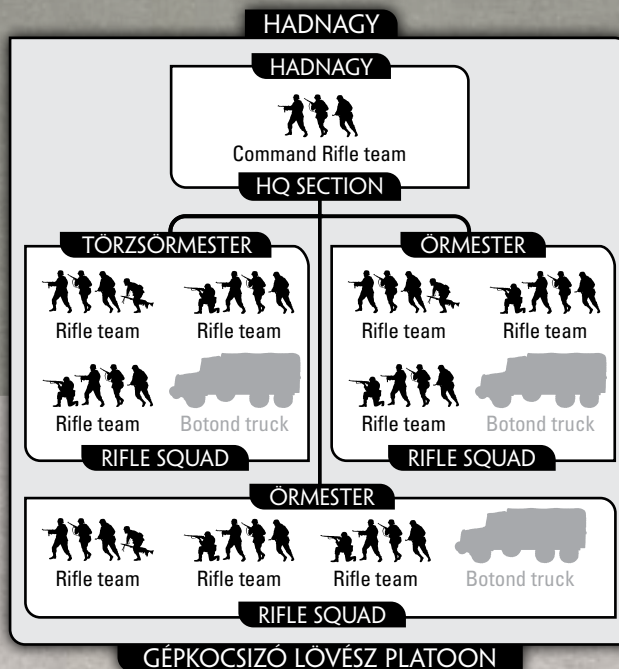
### OPTIONS

- Replace the Command Rifle team with a Command Páncélvadász SMG team for +10 points.
- Add Botond trucks for +5 points for the platoon.

*Gépkocsizó Lövész Platoons are Huszár Platoons.*

The motorised infantry are mounted in all-terrain Botond trucks for the invasion of the Soviet Union. These trucks are hardy native designed that are able to cope with the rough country roads that run through Ukraine and Russia.

The platoon is armed with 95/31M Rifles and one 31M light machine-gun per squad. As they came across more of the Soviets new heavy tanks they began in improvised anti-tank mines, petrol, grenades and explosives in tank-hunter or *Páncélvadász* teams to knock them out.



## HUSZÁR PLATOON

### PLATOON

HQ Section with:

3 Huszár Squads

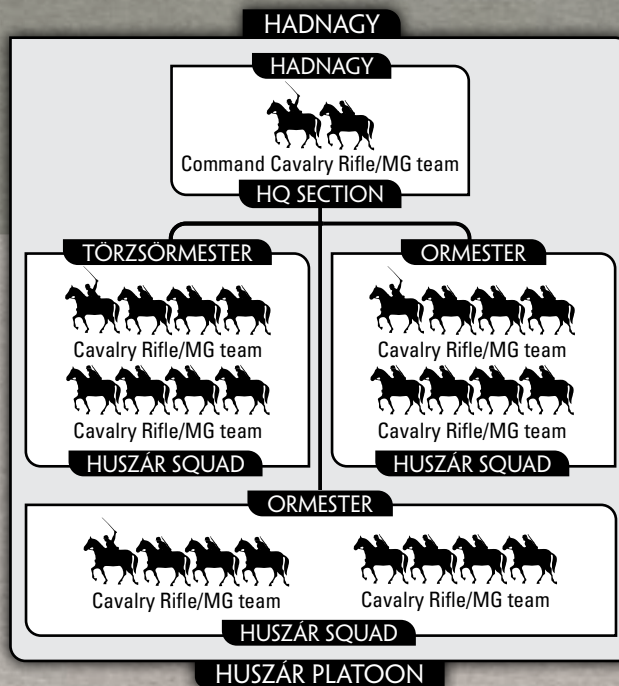
135 points

2 Huszár Squads

95 points

*Huszár Platoons are Huszár Platoons.*

The Huszár is trained to fight as a cavalryman and as an infantryman. Their horse gives them the ability to move with speed and surprise, catching the enemy off guard. They fight equally well on foot, using their horse to get them to where the fighting is at and dismounting to fight on foot.





## ASSAULT PIONEER PLATOON

### PLATOON

HQ Section with:

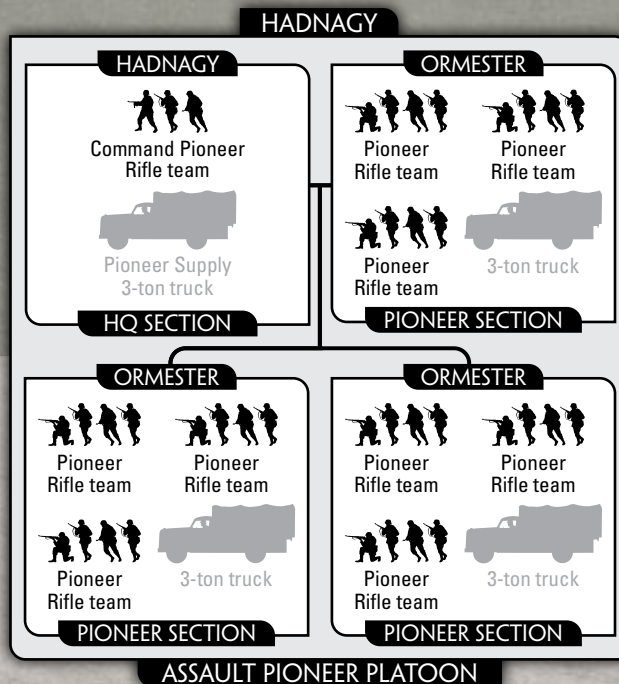
3 Pioneer Squads	170 points
2 Pioneer Squads	120 points

### OPTIONS

- Add 3-ton trucks for +5 points for the platoon.
- Add Pioneer Supply 3-ton truck for +25 points.

*You may replace up to two Pioneer Rifle teams with Flame-thrower teams at the start of the before deployment.*

The Corps level assault pioneers come forward when fortifications need to be stormed or cleared.



## MOTORISED ANTI-TANK PLATOON

### PLATOON

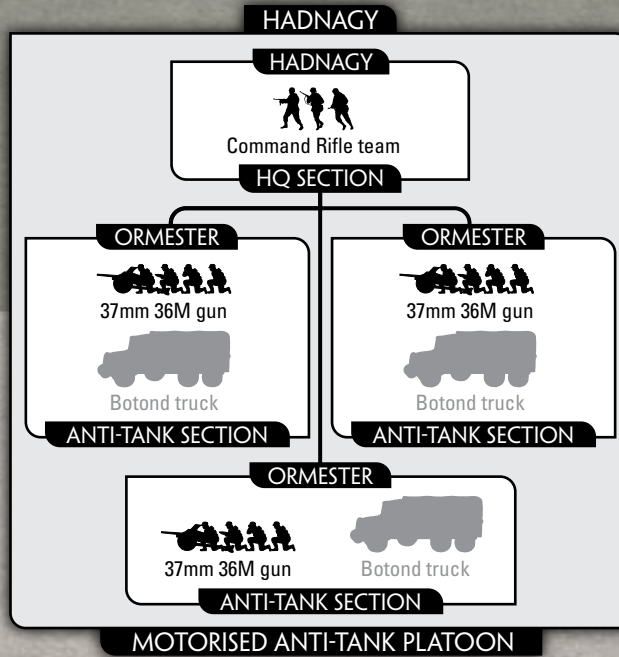
HQ Section with:

3 37mm 36M	90 points
2 37mm 36M	60 points

### OPTION

- Add Botond trucks for +5 points for the platoon.

The Hungarians rely on licence built German 37mm anti-tank guns, designated the 36M, but virtually identical to the German 3.7cm PaK36 anti-tank gun.





## MOTORISED ARTILLERY BATTERY

### PLATOON

HQ Section with:

4 105mm 37M	260 points
2 105mm 37M	135 points

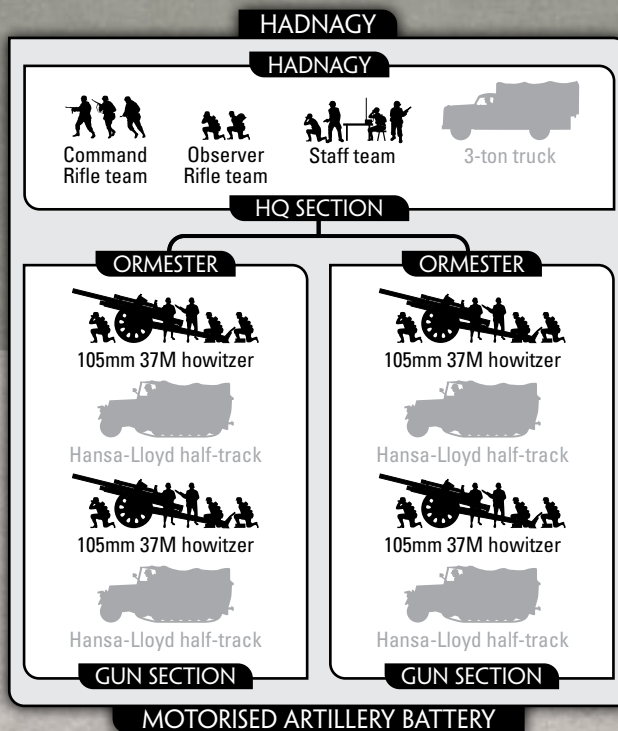
### OPTION

- Add 3-ton truck and Hansa-Lloyd half-tracks for +5 points for the battery.

*Motorised Artillery Batteries are Huszár Platoons.*

*A Motorised Artillery Battery may not be deployed in Ambush.*

The motorised portion of the Mobile Corps artillery are armed with 105mm 37M howitzers, a licence built version of the German 10.5cm leFH18 howitzer, and towed by licence built half-tracks.



## CORPS ARTILLERY BATTERY

### PLATOON

HQ Section with:

4 100mm 14M	245 points
2 100mm 14M	130 points
4 149mm 14/31M	260 points
2 149mm 14/31M	135 points

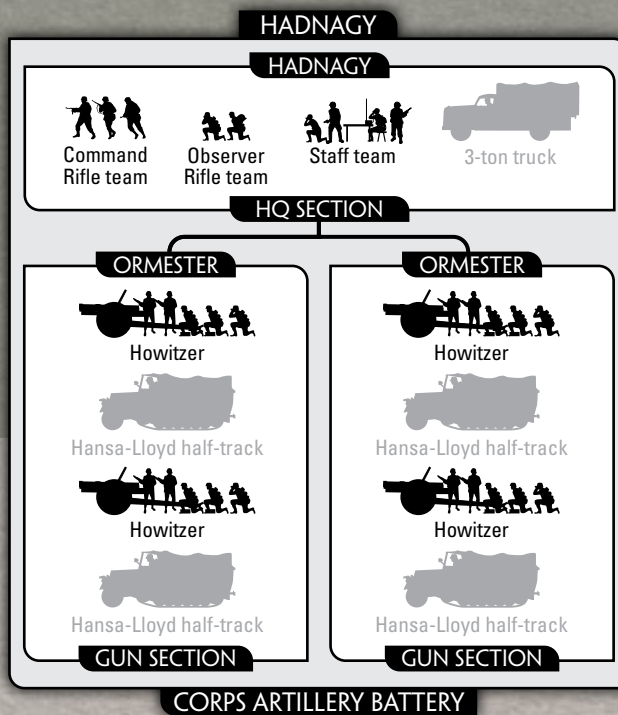
### OPTION

- Add 3-ton truck and Hansa-Lloyd half-tracks for +5 points for the battery.

*A Corps Artillery Battery may not be deployed in Ambush.*

Some batteries are armed with older Skoda 100mm 14M howitzers and the heavy artillery are armed with 149mm 14/31M heavy howitzers. Tow vehicles consisted of a range of half-tracks and artillery tractors.

Though dating from WWI, these howitzers were still powerful weapons on the battlefield, able to pound enemy positions into submission with ease.





## ANTI-AIRCRAFT PLATOON

### PLATOON

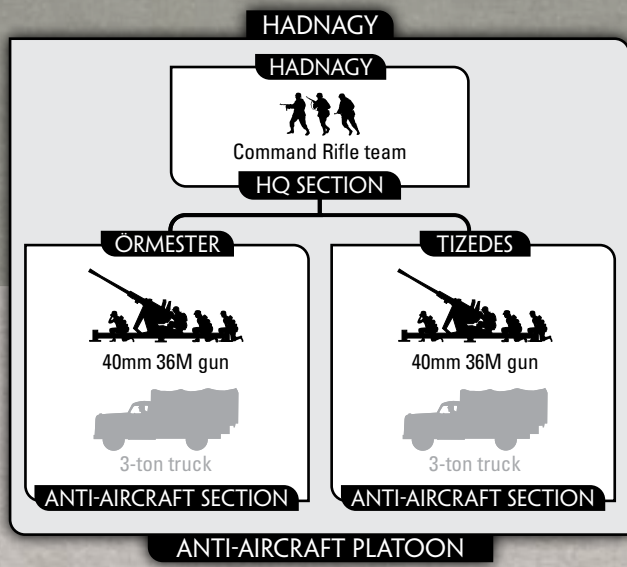
HQ Section with:

2 40mm 36M	110 points
------------	------------

### OPTION

- Add 3-ton trucks for +5 points for the platoon.

The Swedish 40mm Bofors anti-aircraft guns were built in Hungary under licence and provided the Mobile Corps with excellent anti-aircraft protection.



## AIR SUPPORT

### LIMITED AIR SUPPORT

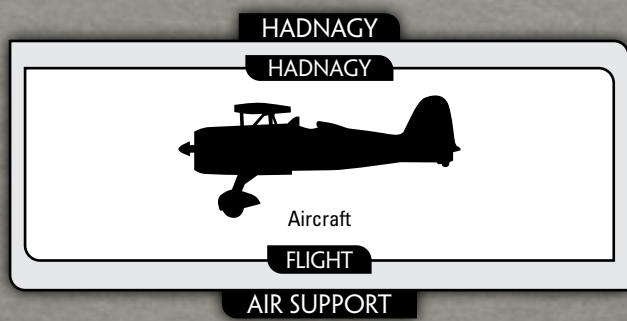
Fiat CR.42	115 points
------------	------------

### SPORADIC AIR SUPPORT

Fiat CR.42	90 points
------------	-----------

### GERMAN SPORADIC AIR SUPPORT

Ju 87B Stuka	90 points
--------------	-----------



# German Support

## MOTIVATION AND SKILL



The German army is at its peak. After three years of hard fighting it contains some of the most experienced and well-motivated troops available in Europe!

**HEER**

RELUCTANT	CONSCRIPT
<b>CONFIDENT</b>	TRAINED
FEARLESS	<b>VETERAN</b>

**SS**

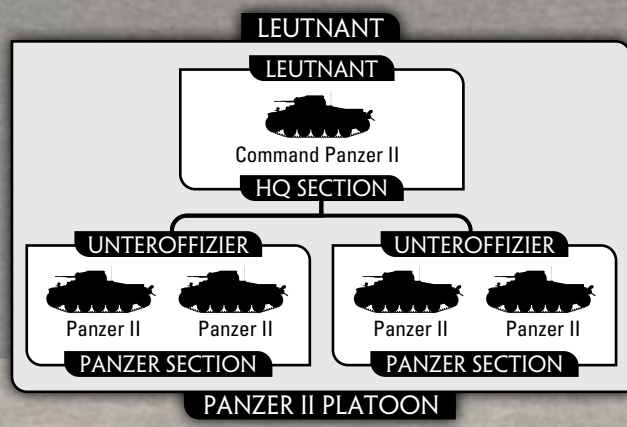
RELUCTANT	CONSCRIPT
CONFIDENT	TRAINED
<b>FEARLESS</b>	<b>VETERAN</b>

Heer Divisional Support platoons (marked ) are rated as **Confident Veteran**. SS Divisional Support Platoons (marked ) are rated as **Fearless Veteran**.

## PANZER II PLATOON

### PLATOON

5 Panzer II C (late)	280 points
4 Panzer II C (late)	225 points
3 Panzer II C (late)	170 points
5 Panzer II F	335 points
4 Panzer II F	270 points
3 Panzer II F	205 points





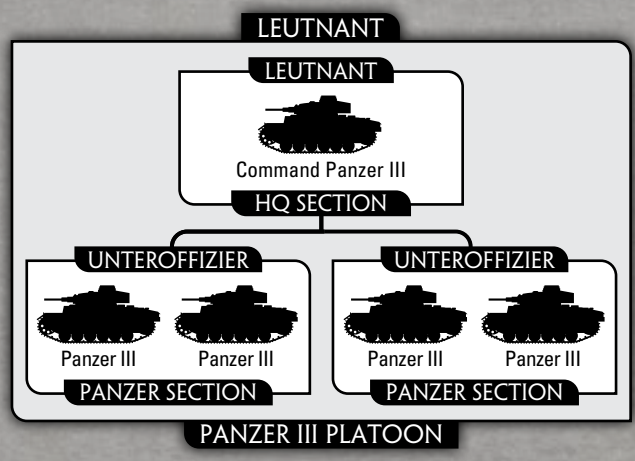
### PANZER III PLATOON

#### PLATOON

5 Panzer III F (late) or G	770 points
4 Panzer III F (late) or G	615 points
3 Panzer III F (late) or G	460 points

#### OPTIONS

- Replace up to two Panzer III F (late) or G tanks with Panzer III E for -20 points per tank.
- Replace any or all Panzer III F (late) or G tanks with Panzer III H for +55 points per tank.
- Replace any or all Panzer III F (late) or G tanks with Panzer III J for +80 points per tank.



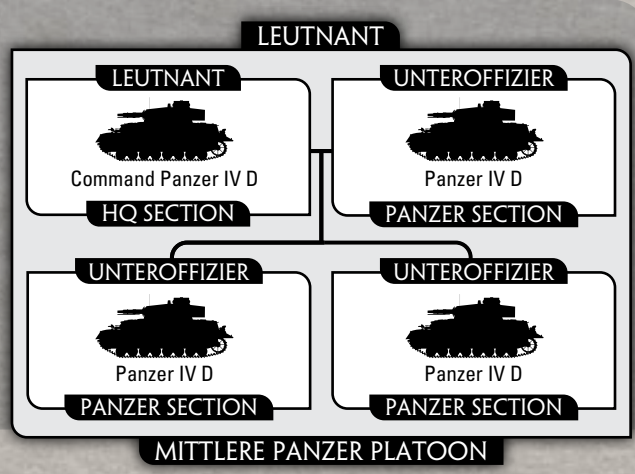
### MITTLERE PANZER PLATOON

#### PLATOON

4 Panzer IV D	600 points
3 Panzer IV D	450 points
2 Panzer IV D	300 points

#### OPTIONS

- Replace any or all Panzer IV D tanks with Panzer IV E for +70 points per tank.
- Replace any or all Panzer IV D tanks with Panzer IV F for +95 points per tank.



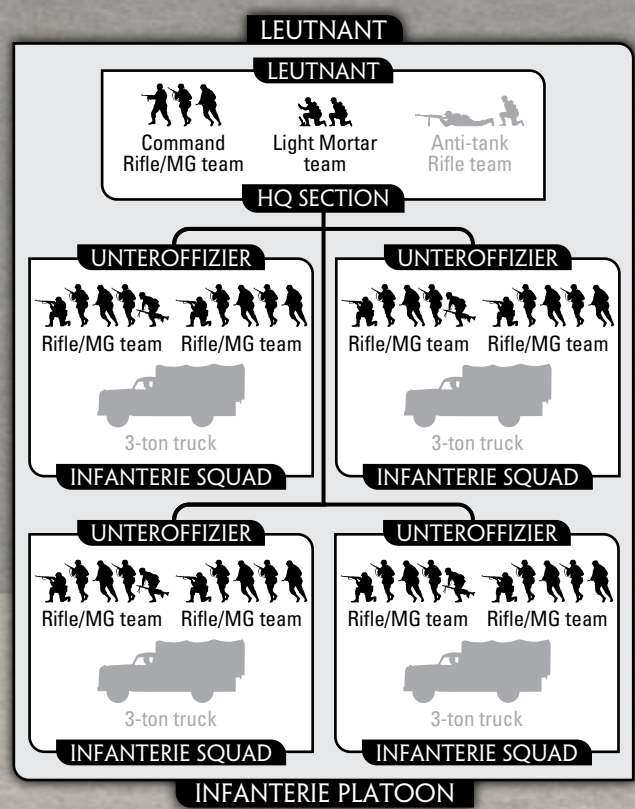
### INFANTERIE PLATOON

#### PLATOON

HQ Section with:	HEER	SS
4 Infanterie Squads	220 points	260 points
3 Infanterie Squads	175 points	210 points
2 Infanterie Squads	130 points	155 points
Add Anti-tank Rifle team	+20 points	+25 points

#### OPTIONS

- Replace Command Rifle/MG team with a Command SMG team at no cost.
- Replace Command Rifle/MG team or Command SMG team with a Command Panzerknacker SMG team for +10 points
- Add 3-ton trucks for +5 points for the platoon.



The SS and a few elite motorised divisions are mounted in trucks. These motorised formations are able to keep pace with the fast moving panzer spearheads that lead the advance.

The bulk of the German infantry travel on foot. This does not diminish there fighting ability or importance to the German war effort.



## LIGHT ARTILLERY BATTERY

### PLATOON

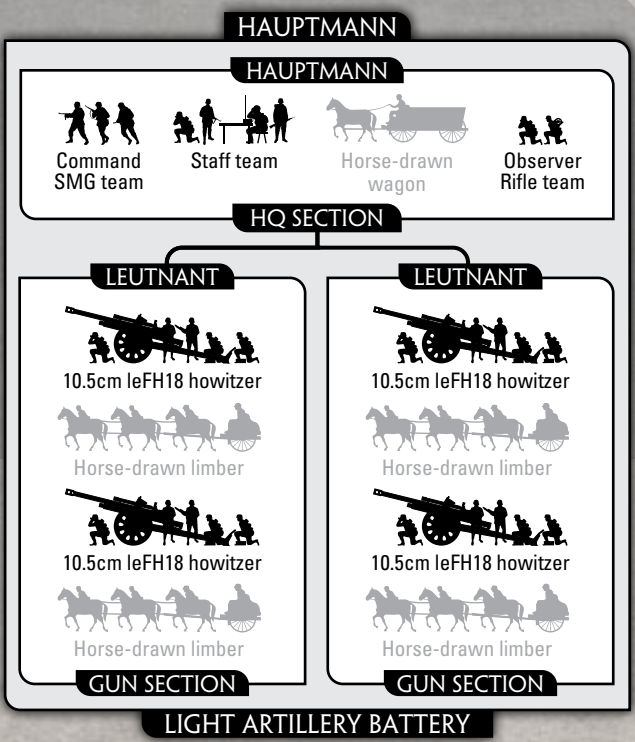
HQ Section with:	 HEER	 SS
4 10.5cm leFH18	360 points	405 points
2 10.5cm leFH18	190 points	215 points

### OPTIONS

- Add horse-drawn wagon and horse-drawn limbers for +5 points for the battery.
- Replace horse-drawn wagon with a Kfz 15 field car and Kfz 68 radio truck and horse-drawn limbers with Sd Kfz 11 half-tracks at no cost.

*A Light Artillery Battery may not be deployed in Ambush.*

The artillery of the divisions sent to invade the Soviet Union have been almost universally equipped with the excellent 10.5cm leFH18 howitzer. This sturdy howitzer has superior hitting power than Soviet field guns who still mostly rely on lighter 7.62cm models.



## AIR SUPPORT

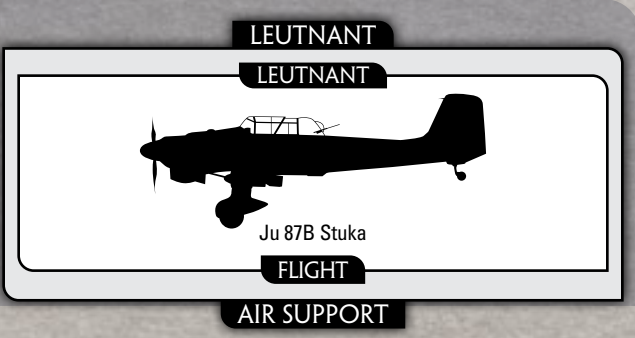
### PRIORITY AIR SUPPORT

Ju 87B Stuka	150 points
--------------	------------

- Establish a Stuka Schwerpunkt for +25 points.

### LIMITED AIR SUPPORT

Ju 87B Stuka	115 points
--------------	------------



### STUKA SCHWERPUNKT

The role of the *Luftwaffe* (Air Force) in Operation Barbarossa was to focus its efforts at the breakthrough points, totally dominating the air above the battle.

*If you establish a Stuka Schwerpunkt (see the option for Priority Air Support above), you roll two dice on the How Many Aircraft Table and take the best result.*

The Junkers Ju 87B dive bomber was known by both sides as the Stuka (an abbreviation for the German word for dive bomber). The bent wing silhouette of the Stuka epitomised Blitzkrieg warfare, developing a fearsome reputation during the Polish campaign, which it further enhanced with massed dive-bombing attacks during the Battle of France. They were once more in action during Operation Barbarossa, leading the assault on Soviet airfields and troop concentrations.



# HUNGARIAN ARSENAL

## TANK TEAMS

Name <i>Weapon</i>	Mobility <i>Range</i>	Front <i>ROF</i>	Armour		Equipment and Notes
			Side <i>Anti-tank</i>	Top <i>Firepower</i>	

### TANKS

Fiat-Ansaldo 35M	Half-tracked	1	0	1	Twin MG, Unreliable.
Toldi I <i>20mm 36M anti-tank rifle</i>	Standard Tank <i>16"/40cm</i>	1 3	1 5	1 5+	Co-ax MG.

### ARMoured CARS

Csaba 39M <i>20mm 36M anti-tank rifle</i>	Wheeled <i>16"/40cm</i>	1 3	0 5	0 5+	Co-ax MG.
--	----------------------------	--------	--------	---------	-----------

### GERMAN LIGHT TANKS

Panzer II C (late) <i>2cm KwK38 gun</i>	Standard Tank <i>16"/40cm</i>	2 3	1 5	1 5+	Co-ax MG, Protected ammo.
Panzer II F <i>2cm KwK38 gun</i>	Standard Tank <i>16"/40cm</i>	3 3	1 5	1 5+	Co-ax MG, Protected ammo.

### GERMAN MEDIUM TANKS

Panzer III E or F <i>3.7cm KwK gun</i>	Standard Tank <i>24"/60cm</i>	3 3	3 6	1 4+	Twin co-ax MG, Hull MG, Protected ammo.
Panzer III F (late) or G <i>5cm KwK38 gun</i>	Standard Tank <i>24"/60cm</i>	3 3	3 7	1 4+	Co-ax MG, Hull MG, Protected ammo.
Panzer III H <i>5cm KwK38 gun</i>	Standard Tank <i>24"/60cm</i>	4 3	3 7	1 4+	Co-ax MG, Hull MG, Protected ammo.
Panzer III J <i>5cm KwK38 gun</i>	Standard Tank <i>24"/60cm</i>	5 3	3 7	1 4+	Co-ax MG, Hull MG, Protected ammo.
Panzer IV D <i>7.5cm KwK37 gun</i> <i>Firing bombardments</i>	Standard Tank <i>24"/60cm</i> <i>48"/120cm</i>	3 2 -	2 7 2	1 3+ 6	Co-ax MG, Hull MG, Protected ammo. <i>Smoke.</i>
Panzer IV E <i>7.5cm KwK37 gun</i> <i>Firing bombardments</i>	Standard Tank <i>24"/60cm</i> <i>48"/120cm</i>	4 2 -	3 7 2	1 3+ 6	Co-ax MG, Hull MG, Protected ammo. <i>Smoke.</i>
Panzer IV F <i>7.5cm KwK37 gun</i> <i>Firing bombardments</i>	Standard Tank <i>24"/60cm</i> <i>48"/120cm</i>	5 2 -	3 7 2	1 3+ 6	Co-ax MG, Hull MG, Protected ammo. <i>Smoke.</i>

### VEHICLE MACHINE-GUNS

<i>Vehicle MG</i>	<i>16"/40cm</i>	3	2	6	<i>ROF 1 if other weapons fire.</i>
-------------------	-----------------	---	---	---	-------------------------------------



## GUN TEAMS

Weapon	Mobility	Range	ROF	Anti-tank	Firepower	Notes
<b>ANTI-AIRCRAFT GUNS</b>						
40mm 36M (Bofors 40mm) gun	Immobile	24°/60cm	4	7	4+	Anti-aircraft, Turntable.
<b>ANTI-TANK GUNS</b>						
37mm 36M (3.7cm PaK36) gun	Light	24°/60cm	3	6	4+	Gun shield.
<b>ARTILLERY</b>						
100mm 14M (100/17) howitzer	Immobile	24°/60cm	1	7	2+	Gun shield, Breakthrough gun.
Firing bombardments		72°/180cm	-	4	4+	
105mm 37M (10.5cm leFH18) how	Immobile	24°/60cm	1	9	2+	Gun shield, Breakthrough gun, Smoke.
Firing bombardments		72°/180cm	-	4	4+	Smoke bombardment.
149mm 14/31M howitzer	Immobile	16°/40cm	1	8	1+	Gun shield, Bunker buster.
Firing bombardments		72°/180cm	-	5	2+	
<b>GERMAN GUNS</b>						
10.5cm leFH18 howitzer	Immobile	24°/60cm	1	9	2+	Gun shield, Breakthrough gun, Smoke.
Firing bombardments		72°/180cm	-	4	4+	Smoke bombardment.

## TRANSPORT TEAMS

Vehicle	Mobility	Armour			Equipment and Notes
		Front	Side	Top	
<b>TRUCKS</b>					
Horch or Steyr (Kfz 15) field car	Jeep	-	-	-	
Botond 38M 1.5-ton	Wheeled	-	-	-	
Ford-Marmon (Opel) 3-ton truck	Wheeled	-	-	-	
Opel Kfz 68 radio truck	Wheeled	-	-	-	
Horse-drawn wagon	Wagon	-	-	-	
<b>TRACTORS</b>					
Hansa-Lloyd (Sd Kfz 11) half-track	Half-tracked	-	-	-	
Horse-drawn limber	Wagon	-	-	-	

## INFANTRY TEAMS

Team	Range	ROF	Anti-tank	Firepower	Notes
Rifle team	16°/40cm	1	2	6	
Rifle/MG team	16°/40cm	2	2	6	
SMG team	4°/10cm	3	1	6	Full ROF when moving.
Light Mortar team	16°/40cm	1	1	4+	Can fire over friendly teams.
Anti-tank Rifle team	16°/40cm	1	4	6	Tank Assault 3.
Flame-thrower team	4°/10cm	2	-	6	Flame-thrower.
Staff team	16°/40cm	1	2	6	Moves as a Heavy Gun team.

## ADDITIONAL TRAINING AND EQUIPMENT

Pioneer teams are rated as Tank Assault 4. Páncélvadász teams are rated Tank Assault 3. German Panzerknacker teams are rated Tank Assault 4.

## AIRCRAFT

Aircraft	Weapon	To Hit	Anti-tank	Firepower	Notes
Fiat CR.42	MG	3+	5	5+	
	Bombs	4+	5	2+	
Ju 87B Stuka	Bombs	4+	5	2+	